

Universidad de Puerto Rico Recinto de Rio Piedras

School Cateens (Comedores Escolares)

Mobile App User Guide Android

Group 3: Rafael Cedeno, Hector Carrion, Juan Del Valle, Enrique Cruzado

CCOM4030-0U1

Content Table

Aplicación Movil – StartView.....	3
Mobile application – RegisterView	3
Mobile application – LoginView.....	4
Mobile application – HomeView.....	4
Mobile application – UserInformationView.....	5
Mobile application – All Product View.....	5
Mobile application – Category Tab View.....	6
FirebaseDatabase - Authentication.....	6
FireBaseDatabase - Real Time DataBase.....	7

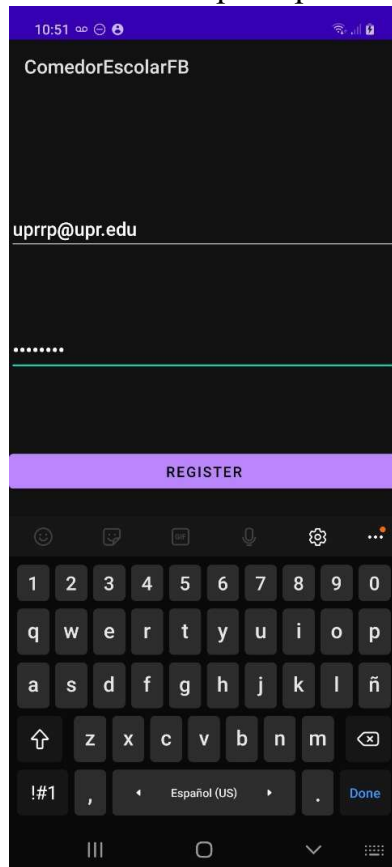
Introduction

- This is the guide of the current version of the School Canteens App for the class Introduction of Software Engineering for Android devices.
- The current objective of this app is to be able to register users and show product for School Canteens in Puerto Rico using a Realtime Database with Firebase.

Android

Mobile application – Register View

- When logging in for the first time the user is asked an email and a password
- The user must put a password with at least 7 characters or numbers.



•

Mobile application – Log in View


- Alternatively, if the user already has registered an email it can log in instead

Mobile application – Home view

- After logging in, the application will show the home view
- It consists of four buttons: User Information, products, categories and log out
- Log out just returns to the start view

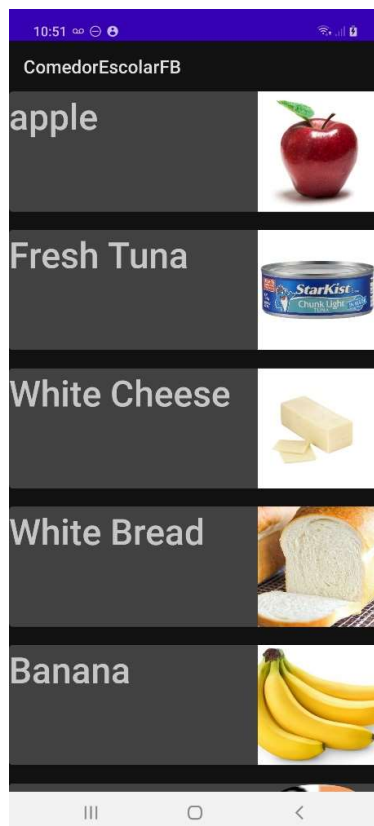


Mobile application – User Information



- Currently this user tab will show only the email registered since it was implanted a method for registering a name and then retrieve it

Mobile application – Products

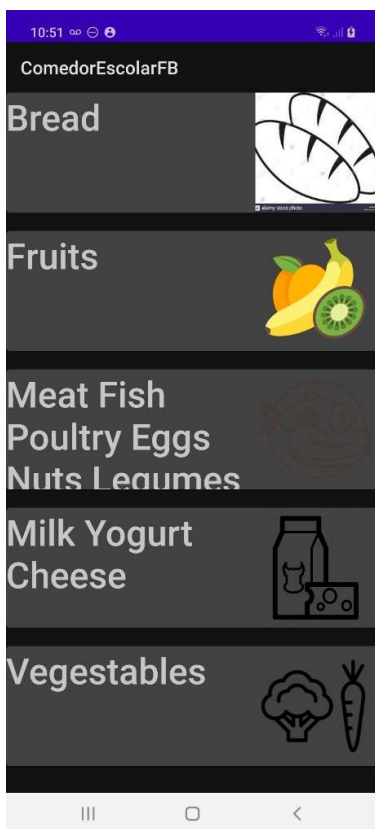




- If the bottom product is pressed it will show all the products inserted into real time Firebase Database.
- The Card View includes the photo and a name
- If there is no internet access a progress bar will show instead

Mobile application – Categories

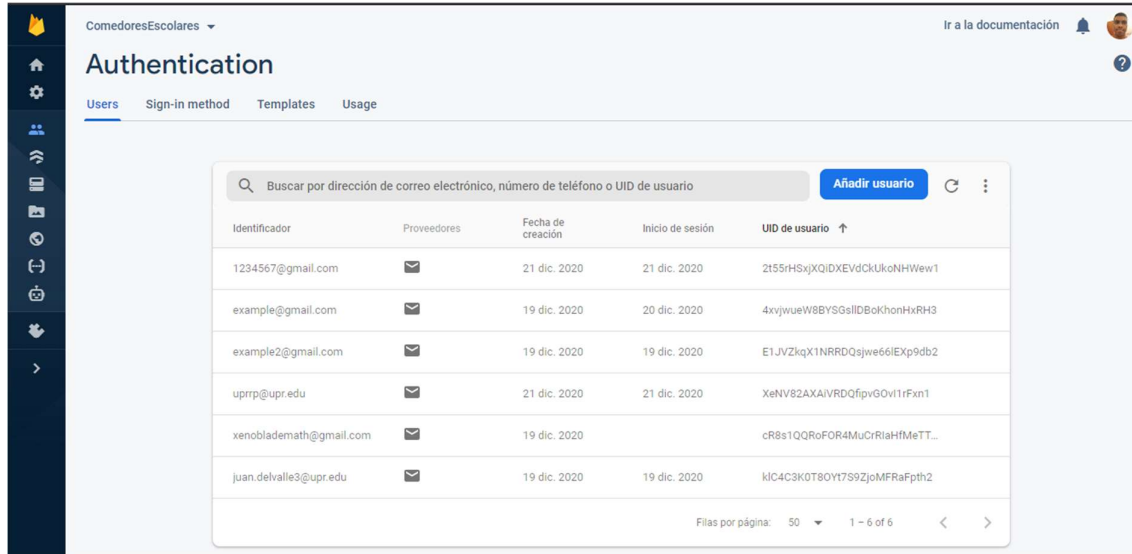
- Like the Product tab, if the Category tab is pressed, they it will show the categories for the product.
- The products, the images, the names are all being extracted from the database not in the code



FirestoreDatabase - Authentication

- Professor Corrada can access our Firebase Database and Authentication base because we share with you access mail
- Note: Make sure to check Spam if not found

FireBaseDatabase - Real Time DataBase



The screenshot shows the Firebase Authentication console for the project 'ComedoresEscolares'. The 'Users' tab is selected, displaying a table of registered users. The table includes columns for Identifier, Providers, Creation Date, Session Start, and User UID. There are 6 users listed, all using email as a provider. A search bar at the top allows filtering by email, phone number, or UID. A 'Añadir usuario' button is available to add new users.

Identificador	Proveedores	Fecha de creación	Inicio de sesión	UID de usuario
1234567@gmail.com	✉	21 dic. 2020	21 dic. 2020	2155rHSxXQIDxEVdCkUkoNHWew1
example@gmail.com	✉	19 dic. 2020	20 dic. 2020	4xvjwueW8BYSGsIIDBoKhonHxRH3
example2@gmail.com	✉	19 dic. 2020	19 dic. 2020	E1JVZkqX1NRRDQsjwe66lEXp9db2
uprrp@upr.edu	✉	21 dic. 2020	21 dic. 2020	XeNV82AXAIVRDQfpvGOv11rFxm1
xenoblademath@gmail.com	✉	19 dic. 2020		cR8s1QQRoFOR4MuCrRlaHfMeTT...
Juan.delvalle3@upr.edu	✉	19 dic. 2020	19 dic. 2020	kIC4C3K0T80Yt7S9ZjoMFRaFpht2

Filas por página: 50 1 - 6 of 6